

JULY 2024

VOL.9

The BARS

BRITISH
ASSOCIATION
OF
RETINAL
SCREENING

Chronicle



AGENDA

**Registration for the BARS
2024 Conference in
Liverpool is open!**

**Workshops back by popular demand!
Slit Lamp, OCT & Wide-field Imaging, and
not to forget, The Programme
Management and Administration Meeting!**

[Click here to buy tickets](#)



FEATURING

**UPDATES ON THE
CHANGES TO THE NHS
DIABETIC EYE SCREENING
PROGRAMME**
PAGE 4

**FIFE DIABETIC EYE
SCREENING GOES TO
KYRGYZSTAN**
PAGES 5-6

**SPOTLIGHT ON:
EDUCATIONAL COURSES**
PAGE 9

INTERESTING IMAGES
PAGES 10-11

WELCOME AND GOODBYE!



As the summer begins (if you can call it summer in Britain), BARS brings you the latest edition of the Chronicle which will brighten up your day even if the weather doesn't!

In this issue, we bring you a taster/update from Kim Lovell on what to expect from the BARS administration workshop taking place at the beginning of this year's BARS Conference in Liverpool on the 26th and 27th of September.

There is an interesting article about setting up a diabetic retinopathy programme in Kyrgyzstan with the World Health Organization (WHO) from council member, Lynsey Scott. Lynsey was fortunate to attend in April with Dr Caroline Styles and Prof Tunde Peto. Lynsey trained nurses in setting up clinics, taking photographs and recognising features of diabetic retinopathy. Dr Styles and Prof Peto trained the doctors in slit lamp and lasers.

With OCT becoming more utilised within diabetic eye screening, there is a new course set up by Dr Samantha Mann (BARS President and Consultant Ophthalmologist Guys and St Thomas' NHS Trust), Denise McLoughlin (BARS Council member and Surveillance Manager/Grading Lead South-East London DESP) and Jasmine Lyall (Specialist Surveillance Practitioner, South-East London DESP) in partnership with King's Health Partners. Have a read about how the course could help within your diabetic eye screening programme.

We have an interesting image showing bilateral intermediate uveitis and vessel sheathing in the RE with a huge floater resembling a jellyfish/brain-like appearance.

Finally, we look forward to seeing you all at the BARS Conference so if you have not already booked then now is the time to do so.



This is quite a sad moment for me as this will be my last welcome as I am stepping down from the BARS Council in September after 9 years. I have thoroughly enjoyed my time on the council and representing BARS as the webmaster, this was my job role given to me by the current chairman, Phil Gardner, back in 2015 when I was fortunate not only to win the photography competition but also to be elected on to the council, to becoming Co-chair with Charlotte Wallis in 2021.

One of my first tasks as being webmaster was to update the website as it was a bit dated and difficult to navigate around. So, I suggested a competition for members to design a new website in 2017. The competition brought in great ideas and the current design is still going strong but again now needs updating. I have handed the reigns over to Emma Winfield and Emily Burden.

I have seen many council members arrive and step down and made so many friends over the years. In 2021, BARS held its very first and hopefully last virtual conference after the Covid pandemic which was well received. But a conference needs face-to-face interaction and since the introduction of a Co-chairmanship in March 2021, Charlotte and I are proud of how BARS has changed and what we have achieved. We have increased the BARS council members, introduced a BARS administration certificate, increased our sponsorship partners and maintained our yearly conference in these testing financial times. We have gone more environmentally friendly by not handing out any conference brochures, having lanyards, applying digital images on screen for our photography competition and digitising the BARS Chronicle (previously The Diabetic Eye Journal) rather than having printed versions.

So, as I say goodbye, I would like to thank BARS for absolutely everything in giving me this opportunity. As I step down after this year's conference, my Co-chair Charlotte Wallis is also stepping down in November, but further details will follow on that. I wish BARS all the luck for the future in whatever it may hold.

Thank you and goodbye 💕

Richard (BARS Co-chair)

*Thank you
& goodbye*

Updates on the changes to the NHS Diabetic Eye Screening Programme



Extended Intervals ROMO Forecasts

Following the introduction of extended intervals in October 2023, Diabetic Eye Screening services will start to see a drop in their ROMO activity in the autumn. Early reporting on the number of service users that are eligible for extended intervals are in line with the national programme's initial forecasts.



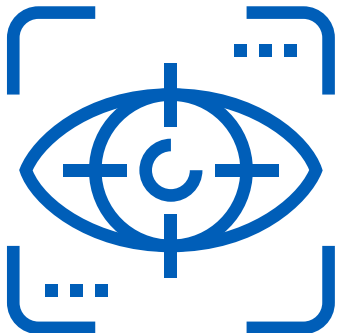
Standards and Software Changes

A stakeholder consultation on the NHS Diabetic Eye Screening Programme pathway standards and KPIs has been carried out and updates will be coming out later in the year. The software changes to support the implementation of OCT into the digital surveillance pathway are planned to be in place by the autumn, as well as changes to the programme performance report (PPR). Changes to R2 grading will be rolled out alongside these changes and online training sessions will take place in June and July. NHS England will send further information on this in due course.



Public Information

All public facing communications and guidance documents will be updated to reflect all changes. The standard letter templates and leaflets have been amended to reflect the interval changes and will be available on NHSFutures soon.

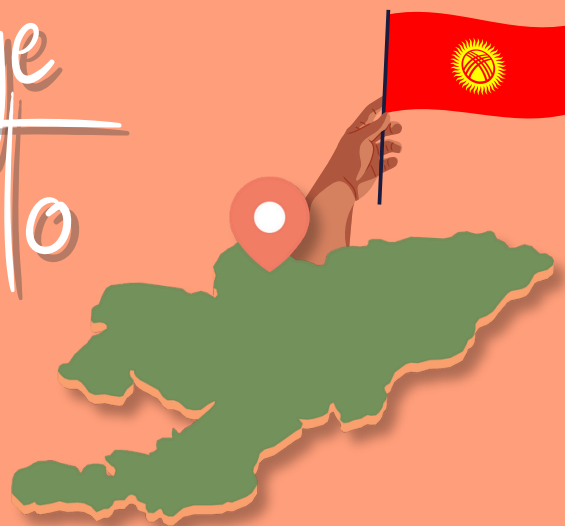


British Association of Retinal Screening Conference

Coming up on 26 September 2024 at the British Association of Retinal Screening Conference is the Opportunities, Challenges and Takeaways workshop, which aims to be a collaborative and interactive session. Delegates will learn about the positive experiences of planning for OCT, discuss the attitudes of staff and hospital eye services to the project, and share opportunities for improving patient experience. Delegates should gain fresh ideas on how to introduce OCT and respond to common challenges. They should also get to know which services are operating in a similar way to their own so they can buddy up and support each other.

For more information on the workshop and to sign up, visit the [BARS website](#) and register for The Programme Management and Administration Meeting.

Fife diabetic Eye Screening goes to Kyrgyzstan



Two members of staff from NHS Fife were recently involved in a World Health Organization mission to Kyrgyzstan. Lynsey Scott, Team Leader with the FHSCP Diabetic Eye Screening (DES) Service and Dr Caroline Styles, Consultant Ophthalmologist/Lead Clinician for Fife DES travelled to Bishkek, the capital city of Kyrgyzstan, at the end of April for five days, to work with local teams of nurses and doctors to develop a diabetic eye screening programme.

The training provided by Lynsey, Caroline and two other colleagues from Belfast (Professor Tunde Peto) and the WHO Health Programme (Dr Sue Cohen), focussed on all aspects of diabetic eye screening. Lynsey and Sue worked with a group of 8 nurses, advising them on best practice for the set up of clinic rooms, training them in capturing good quality retinal images, identifying diabetic retinopathy on the images and development of a clinical pathway for patients.



Caroline and Tunde worked with a group of doctors, providing training on the use of slit lamps, training on the use of laser for severe diabetic retinopathy and development of image grading and referral thresholds.

When asked what she had enjoyed most about the trip, Lynsey said she had found the team she had worked with to be so enthusiastic, eager to learn and very welcoming and friendly. Despite having to work through translators, the main language spoken being Russian, rapport was quickly developed and a great sense of camaraderie and purpose was felt in building up skills and experience in diabetic eye screening. The WHO team were treated to some wonderful lunches in neighbourhood restaurants, sampling the local cuisine, particularly dumplings! The least enjoyable part had been the long journey to get there, over 20 hours, as Kyrgyzstan borders China.



Below are some photos of Lynsey and Caroline with the Kyrgyzstan nursing and medical teams, and some photos from around Bishkek, with a glimpse of the mountain crests which surround the city.



SPOTLIGHT ON: EDUCATIONAL COURSES

OCT

Optical Coherence Tomography Interpretation Course

Discounted price
£300 use code: **oct-bars**
RRP £500

- The OCT course can be taken at any time as it is an online learning course.



Use the QR code or the link below to access the KHP learning hub where the course can be downloaded.

CLICK HERE

For course access information
email: samantha.mann1@nhs.net

THIS COURSE will allow you to improve your understanding of Optical Coherence Tomography of the retina.

The course covers both DR and non-DR pathology in 8-Modules

Module 1:

What is OCT?

Module 2:

OCT retinal layers?

Module 3:

Diabetic OCT features

Module 4:

Non-diabetic OCT features

Module 5:

Difference between Routine Digital Screening and OCT appointments and managing Patient expectations

Module 6:

Artefacts and Image Quality

Module 7:

How to grade OCT scans for diabetic retinopathy and maculopathy

Module 8:

Treatment of diabetic maculopathy and retinopathy

INTERESTING IMAGES

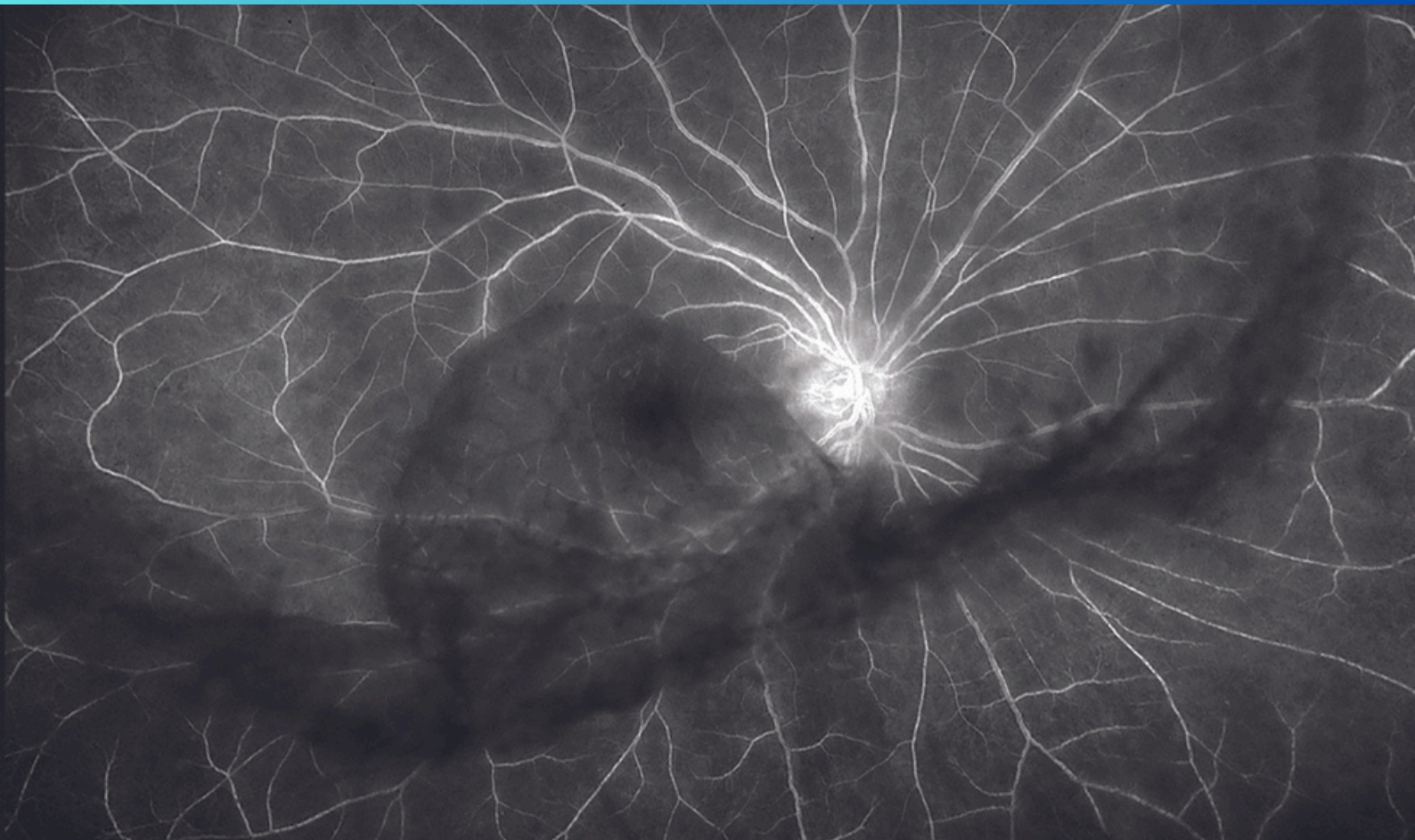
'Intermediate uveitis, vessel sheathing and floater'




Intermediate uveitis affects the ciliary body and the vitreous (gel-like fluid that fills the eye).



The interesting images selected this week show intermediate uveitis and vessel sheathing in the right eye, with a huge floater resembling a jellyfish/brain-like appearance.



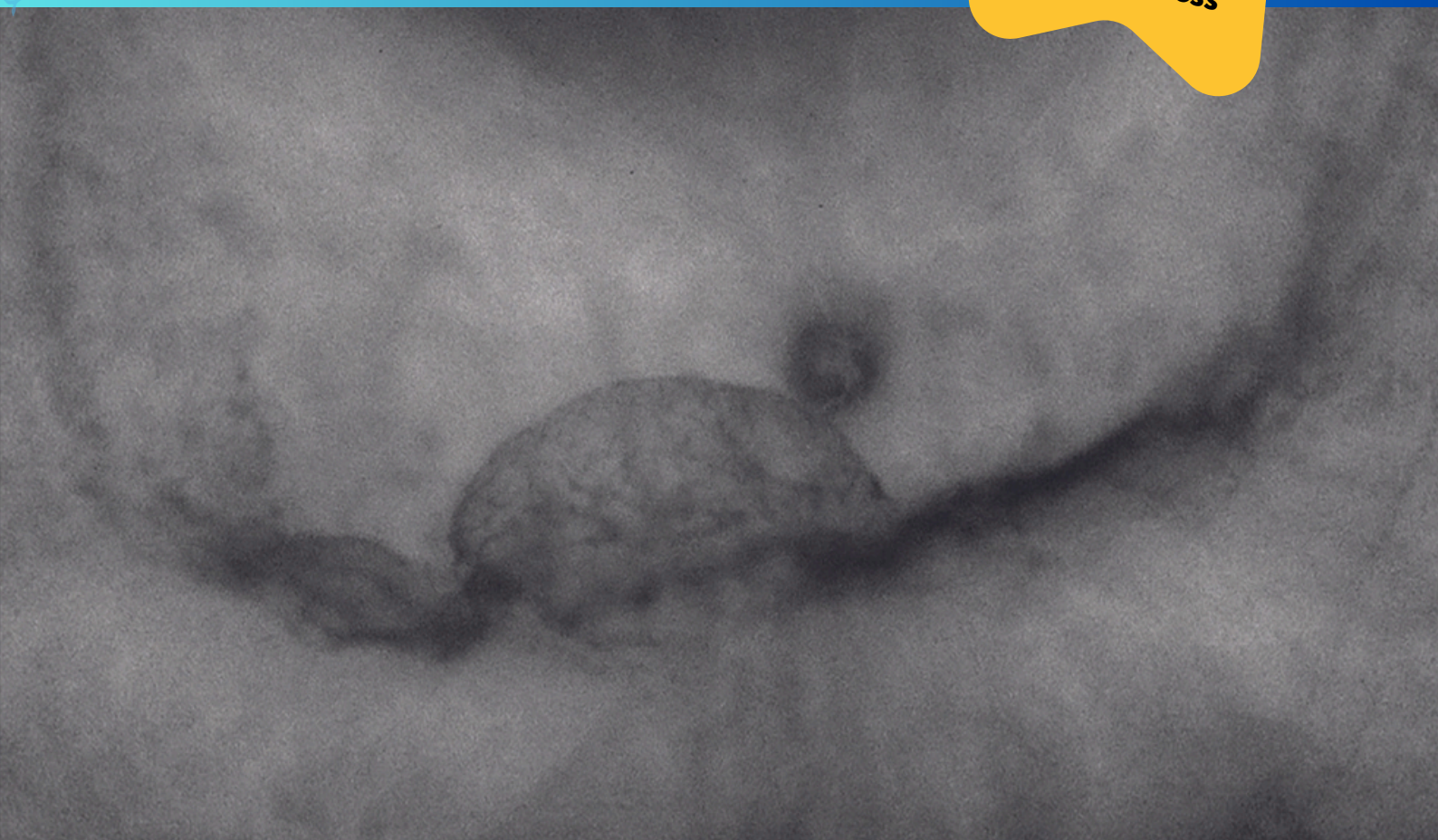
Fundus fluorescein angiography (FFA) of the right eye



Intermediate uveitis is the second most common type of ocular inflammation

**Symptoms
can include:**

**Floater
Blurred vision
Mild redness**



Indocyanine green (ICG) of the right eye

**If there is a certain subject
you'd like us to cover please
contact us at:
chair@eyescreening.org.uk**

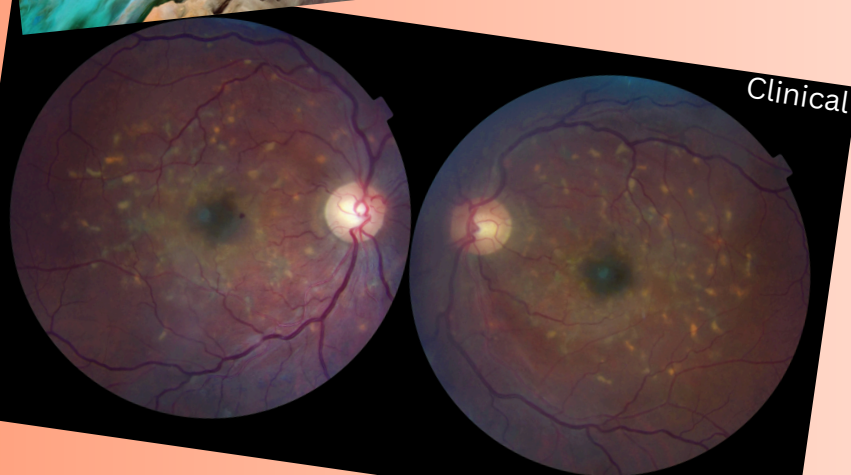




Artistic



Clinical



Photography COMPETITION

Entry is now open for the 2024 BARS Photography Competition, kindly sponsored by Mainline Instruments Ltd.

Once again there are two categories - clinical and artistic - and two prizes of an Amazon voucher (£100) for each category up for grabs. The runners-up will receive an Amazon voucher (£50) for each category and all winners/runners-up will get a certificate. The competition follows the same format as last year.

Entry is FREE and all images will be displayed digitally so there is no need for prints. Full details of the competition and entry form can be found in the 'Resources' section of the website by scrolling down towards the bottom of the web page.

The closing date is September 1st.



mainline
INSTRUMENTS
Realising your vision.

Poster COMPETITION

Submissions are now open for the 2024 BARS Poster Competition, kindly sponsored by Topcon Healthcare. If you wish to submit a poster (A0 portrait) at the 2024 BARS Conference, please fill in the entry form in the 'Resources' section of the website by scrolling down towards the bottom of the web page, and return it via email or post. This year we are offering an Amazon Voucher for the best poster of £300 submitted plus a runner-up prize of £200 and a 3rd prize of £100. The closing date is July 31st.

TOPCON Healthcare



To enter

CLICK HERE!

& scroll down

BARS 2024

Liverpool

26th - 27th September
Crowne Plaza Hotel



 **SenseMedical™**
Canon

 **RetCAD™**

 **HAAG-STREIT
UK**

ZEISS

NEC NEC Care

eyenews®

FROST
OPTICAL SERVICES LTD

 **BIRMINGHAM
OPTICAL**
THE OPTICAL COMPANY

 **HEIDELBERG
ENGINEERING** 

 **Roche**

 **TOPCON Healthcare**

 **optos®**

 **mainline**
INSTRUMENTS
Realising your vision.

 **EyeCheckup**