

The BARS

BRITISH
ASSOCIATION
OF
RETINAL
SCREENING

Chronicle



BARS 2023

Bristol

28th - 29th September

Photography by Kamran Rajaby

**Registration for the BARS
2023 Conference is open!**

Workshops back by popular demand!
Slit Lamp, OCT & Wide-field Imaging

Book Now!

Click here to buy tickets



FEATURING

**THE INTERNATIONAL
CONFERENCE ON
OPHTHALMIC
PHOTOGRAPHY (ICOP)
2023**

PAGES 4-6

FUTURENHS

PAGES 7-8

INTERESTING IMAGES

PAGES 10-11

WELCOME

By Charlotte Wallis, BARS Co-chair



Photography by Kamran Rajaby

Welcome to the sixth edition of the BARS Chronicle. We hope that you have found it interesting, informative and inspiring thus far.

BARS council are busy behind the scenes getting the conference organised and we have a fantastic range of speakers for you. The varied programme will cover clinical aspects of screening/treatment, the use of hubs, administration, health inequalities, qualifications, Test and Train, patient experience, workshops and we have two lifetime members to celebrate.

We are delighted to have Annette McHardy, Screening and Immunisations Coordinator from NHSE Southwest run our Administrative Workshop on the Health Equity Assessment Tool (HEAT).

The HEAT tool has been developed to enable professionals to systematically identify and address health inequalities and equity in their work programmes or services. This workshop supports the use of the tool, providing the context and purpose, outlining the benefits of using the tool, and taking the learner step-by-step through each stage of the tool. It also provides a general introduction to health inequalities and equity, as well as examples of good practice. Please bring your ideas and good practice to share with your colleagues!

The intended audience for HEAT is a wide range of professionals who want to make a difference in relation to inequalities and equality in their services and work programmes. This includes professionals working at national and local level and for those working with commissioners or providers. This workshop will support those working in the health and public health arenas to apply a strong inequalities and equity focus to their work.

Two of the BARS council have recently returned from the International Conference on Ophthalmic Photography and there is a report from this later in the Chronicle. They also came away with some awards, well done guys!

BARS has always had a focus on education and sharing of ideas, we have a new space on the FutureNHS platform which Samantha Mann and Kamran Rajaby will be reporting on.

Enjoy the Chronicle and we look forward to seeing you all in Bristol later on in the year.



The International Conference on Ophthalmic Photography (ICOP) 2023

We were delighted to have been given funding from Newcastle upon Tyne Hospitals NHS Foundation Trust Charities to attend the International Conference on Ophthalmic Photography 2023, which was held in Rotterdam on board the SS Rotterdam on 14th – 16th April.

This event is a partnership of four imaging societies: The Ophthalmic Photographers' Society (US), The Ophthalmic Imaging Association (UK), The Australian Institute of Medical & Biological Illustration (AU) and the Dutch Ophthalmic Photographers' Society (NL). This event only takes place once every 4 years where ophthalmic photographers/ophthalmologists/optometrists meet from all over the world to share knowledge and experience.

The 3 days each had different themes.

Day 1

The theme was OCT (Optical Coherence Tomography), Imaging Tools, Education, Disease Screening and Monitoring.

Day 2


The theme was Fundus Imaging, Wide-Field Imaging and Multi-Modal Imaging.

Day 3

The theme was Anterior Segment Imaging, Deep Learning, Rare and Interesting Cases and the History of Ophthalmic Imaging. All the presenters including myself had 15 minutes to display their presentation which allowed for questions from the audience.



Richard Bell (BARS Co-chair) & Kasey Mitchell (Council Member)



Rich Presenting



Rotterdam Eye Hospital

We also had a tour of the Rotterdam Eye Hospital which in comparison to Newcastle Eye Centre, separates each of their clinics over different floors whereas, we at the eye centre, are all on one floor apart from the virtual imaging hub.



Colour Chart

WELL DONE

The conference also runs a photography competition and Kasey, and I were fortunate to come in second place in all 3 categories.

Like the BARS Conference there was trade stands displaying all their latest products. Looking through and talking to the companies, with diabetic eye screening on the verge of changing direction hopefully to include OCT, this would help in reducing referrals to the hospital eye services which are already struggling with demand.

During our time the experience taught us innovative ideas which we have shared with our photography team. With 19 countries attending it was good to learn how other eye institutions image certain conditions compared to our protocols.

***By Richard Bell (BARS Co-chair) and Kasey Mitchell (Council Member)
Senior Medical Photographers (Newcastle Eye Centre)***





Say hello to FutureNHS, the game-changing platform that's set to transform healthcare in the UK! At the heart of FutureNHS is the BARS Workspace. This innovative forum is a place where clinical and managerial staff can come together to share ideas, best practices, and insights on how to improve Diabetic Eye Screening.

The BARS Workspace isn't just a place for collaboration. It's also an #educational hub that offers case studies and #quizzes to help healthcare professionals enhance their #knowledge and #skills. By sharing experiences and insights, the BARS Workspace aims to inspire innovation and drive continuous improvement in Diabetic Eye Screening.

How do I become a member of FutureNHS?

FutureNHS is open to anyone working in health and care. You can become a member if you are invited to join a workspace by a workspace manager, or you can self-register on the platform if you work for a trusted organisation like the NHS and have an @nhs.net, @*.nhs.uk, @nhs.scot or @phe.gov.uk email address. If you have a different email to these, you can request an invitation to join the FutureNHS platform through the new members page.

Join the FutureNHS community now and be part of the revolution in healthcare! Head to <https://future.nhs.uk/BARS> and explore the exciting features of the BARS Workspace and more.

#futureNHS #healthcare #innovation #BARSWorkspace
#DiabeticEyeScreening



Collaborate

Collaboration is the backbone to FutureNHS.
The more we connect, share and learn, the more our community benefits.

Connect



We make it simple to tap into the minds of peers, experts and those who are passionate about the same things as you are.

Share



Share your work and views easily. Contribute to the biggest interactive source of health and social care knowledge.

Learn



Benefit from knowledge, people and learning you won't find on Google.



BARS ADMIN CERTIFICATE

The administration certificate was launched in September 2021, after the BARS virtual conference. By the BARS Education Group in association with Gloucestershire Retinal Education Group (GREG). Since then over 190 delegates have enrolled and 110 have successfully completed the course!

There are 8 modules. Each provides information, links, and 6 quiz sections.

By the end of the course the candidate will understand:

- Principles of Screening
- Informed choice, consent and clinical governance
- The impact screening may have on individuals
- Quality Assurance
- Diabetes and Eye Screening
- Exclusions and Suspensions
- Communication skills

The course also includes a competency assessment to confirm proficiency upon the patient management system, confidentiality, and the processes for dealing with individuals.

The qualification is hosted by Gloucester Retinal Education Group, and a certificate validated as a BARS approved course will be available to download on completion. Enrolment takes place quarterly on the following dates:

- 1st April
- 1st July
- 1st October
- 1st January

Enrolment takes place one week after but the application needs to be in by 1st to allow for administration. Any applications submitted after these dates will have to wait until the next cohort.

This course is FREE OF CHARGE, and we are hoping that Programmes will use this qualification as a tool for staff development, as well as helping staff to gain confidence in their role.

Sign Up Here →

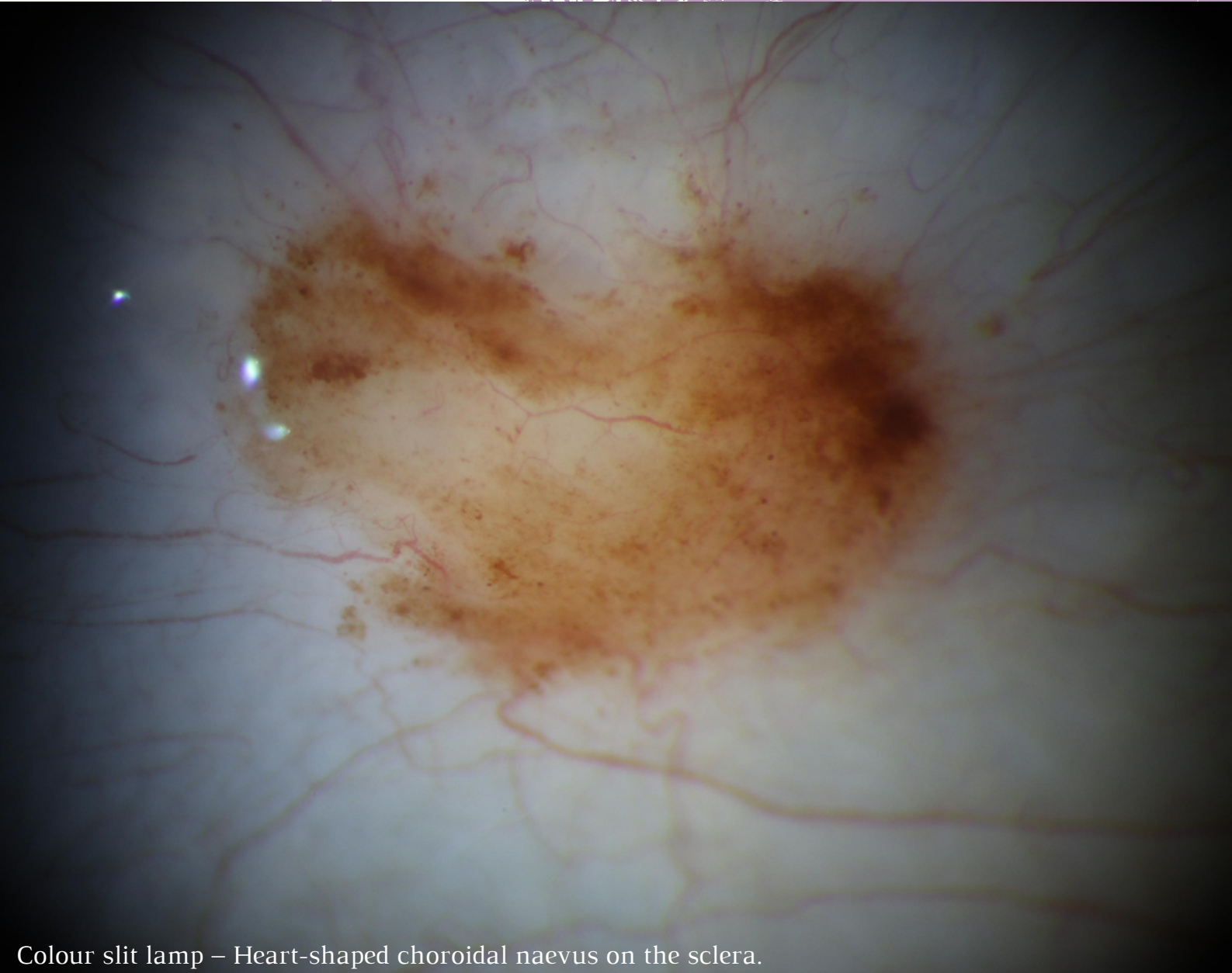


Interesting Images

'LOVE IS IN THE AIR'

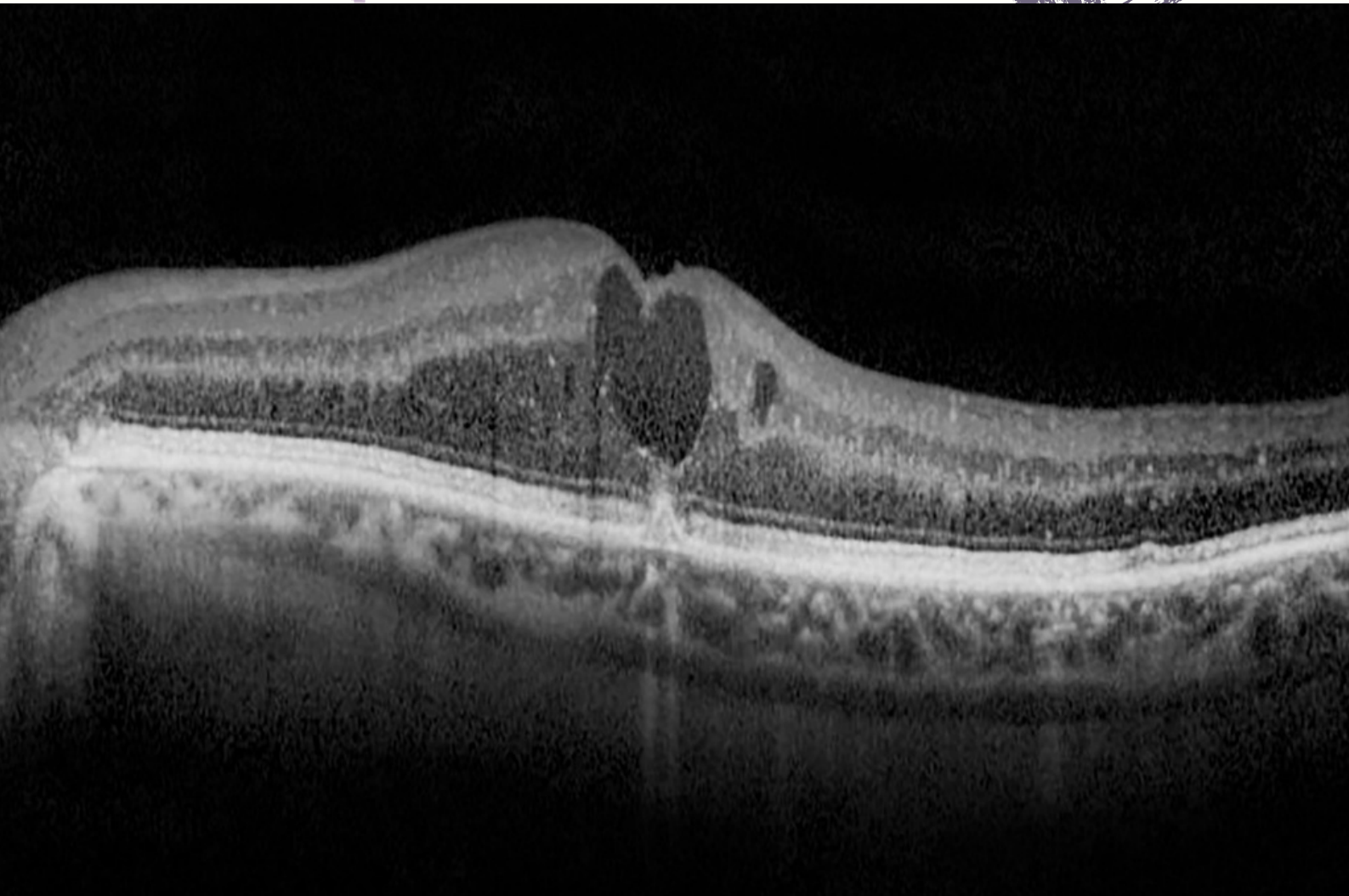
by Kasey Mitchell

Heart-shaped choroidal naevus



Colour slit lamp – Heart-shaped choroidal naevus on the sclera.

Heart-shaped fovea



OCT – Intra retinal fluid (oedema) which has caused the foveal avascular zone (FAZ) to raise.

If there is a certain subject you'd like us
to cover please contact us at:
chair@eyescreening.org.uk



BARS 2023

Bristol

[Click here to buy tickets](#)



 **SenseMedical**™

Canon

 **HEIDELBERG
ENGINEERING**

NEC NEC Care



mainline
INSTRUMENTS
Realising your vision.

HS HAAG-STREIT
UK

FR  **ST**
OPTICAL SERVICES LTD

 **TOPCON**