

# The BARS

BRITISH  
ASSOCIATION  
OF  
RETINAL  
SCREENING

## Chronicle



COMING

SOON



NEW



Friday 19th September

Holiday Inn Birmingham City Centre,  
B5 4EW

TICKETS STILL AVAILABLE!



Buy Now



FEATURING  
**TOGETHER  
TYPE 1**

PAGE 4

**WORLD  
CAFE**

PAGE 5

**WEBSITE  
GLOW UP**

PAGE 7

**UPDATED  
ROLES**

PAGE 8

**OCT CASE  
STUDY**

PAGES 10-12

# Welcome

*By Zoe Tobin, Co-Chair*

Welcome to Volume 12 of the BARS Chronicle!

I'm delighted to have stepped in as interim chair this year - and I must say, I'm really enjoying the role so far!

The 23rd Annual BARS Conference is just around the corner, and this year we're doing things a little differently. Based on feedback from our members, and in recognition of the financial pressures currently affecting the health sector, we've opted for a one-day conference. We hope this format makes it more accessible, while still delivering high-quality content and meaningful engagement.

We're incredibly excited about this year's conference line-up, which reflects the many developments and changes our programmes have experienced over the past 12 months.

One of the key features of this year's event will be a Q&A session hosted by 'Together Type 1', a vibrant community supporting young people aged 11–25 living with type 1 diabetes. We invite you to submit your questions in advance—this is a valuable opportunity to hear directly from young people with lived experience and learn from their insight.

We're also pleased to announce that Kate Jordan will be hosting a 'World Café' session, designed to foster interactive and collaborative discussion. Kate would love your input on which topics would be most beneficial to explore.



Photography by Kamran Rajaby

We're also thrilled to offer an OCT Workshop—an excellent opportunity to deepen your understanding of OCT and get hands-on experience with the equipment. This session will be led by BARS President, Samantha Mann, with expert support from the wonderful Professor Tunde Peto.

As part of our ongoing growth, we've recently welcomed five new members to the BARS Council following the departure of several long-serving colleagues. These new members will be supporting a variety of roles including Trade Co-ordinator, Speaker Co-ordinator, and Admin Certificate Co-ordinator:

We are firmly committed to growing the educational offerings within BARS. This includes a much-needed update to the BARS Admin Certificate, along with a range of new initiatives including a new-look website, aimed at supporting member knowledge, continual professional development, and high standards of performance.

None of this would be possible without the continued support of our dedicated members and generous sponsors. A heartfelt thank you to each and every one of you.

We look forward to welcoming you to the 2025 BARS Conference!

# TOGETHER TYPE 1

This year's conference is set to include an exciting and interactive Q&A session led by 'Together Type 1', a dynamic and engaging community dedicated to supporting young individuals aged 11 to 25 who are navigating the challenges of living with type 1 diabetes.

This session promises to be a unique opportunity for attendees to engage directly with young people living with Diabetes who can provide valuable insights. We encourage everyone to submit their questions ahead of time, as this will enhance the dialogue and ensure that we include topics that matter most to you.

Whether you're curious about how the drops are really received, wondering about the boundaries of attending appointments, or interested in how they feel the service could be improved, this session is designed to offer a wealth of knowledge and support. The voices of young people living with type 1 diabetes are essential. Their stories and shared experiences can help inform and guide us in the eye screening community.

This is not just a chance to ask questions; it's an opportunity to foster a sense of belonging and solidarity among those affected by type 1 diabetes. We look forward to hearing your questions and facilitating a meaningful conversation that emphasizes understanding, empathy, and practical advice. Don't miss out on this chance to learn and connect!

<https://form.jotform.com/252035074800043>

SUBMIT YOUR  
QUESTIONS HERE





# WORLD CAFE


As part of this year's conference, Kate Jordan (Head of AAA & DES Screening – Operations) will be hosting a 'World Café' session, designed to foster interactive and collaborative discussion.

Kate is eager to hear your thoughts on which topics would spark the most interest and bring the greatest value.

The options are:

1. OCT Implementation – Benefits, Challenges & QA
2. Patient Experience & Feedback – Making It Meaningful
3. GLP-1 Management – Screening Requests & Support
4. Health Inequalities – Focus on 20–40-Year-Olds
5. R2 Grading & Multi-Field Imaging
6. Data & Standards Masterclass
7. Guidance Clinic – Navigating DES Guidance

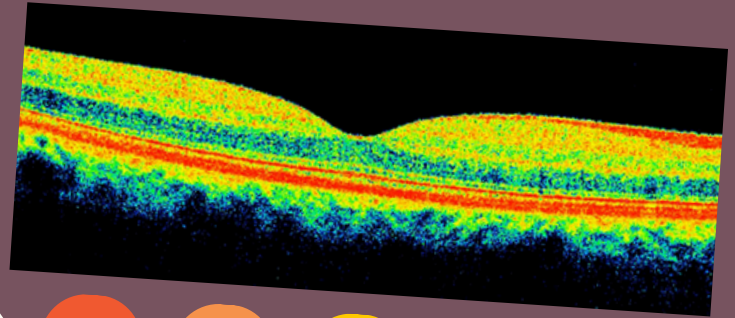
We can't wait to hear your preferences! Please take a moment to cast your vote by clicking the button below or following the link.  
<https://form.jotform.com/252035099871058>



# BARS OCT WORKSHOP



We're excited to announce that this year's conference will bring a fresh new format to our OCT workshop! Thanks to your feedback from past events and our commitment to creating a wonderful educational experience, we've put together a fun and engaging introduction to OCT that we think you'll really enjoy!



## FEATURING *expertise from*

Mrs Samantha Mann, Consultant Ophthalmologist  
St Thomas' Hospital, London & SELDESP Lead

Prof Tunde Peto, Professor of Clinical Ophthalmology  
Queen's University, Belfast

Jasmine Lyall, Surveillance Practitioner, SELDESP

Amir Gaas, Slit Lamp Examiner & Screener / Grader SELDESP



## WHAT TO EXPECT:



Discover how to capture high quality OCT images!

Pick up some practical tips for interpreting and grading those images

Explore real OCT case studies and have some fun with our quiz!

Get ready for the upcoming changes in the DESP pathway

Limited Availability.  
Book Now!



# WEBSITE GLOW UP



We are thrilled to share that BARS will soon undergo an exciting transformation with a significant update to our website!

Over the past few years, we have made a number of changes to both update and improve our association, and now it's time for our online platform to receive a much-needed refresh.


The revamped website will feature a more intuitive navigation system that makes it easier for users to find the information they need quickly and efficiently. This will include seamless links to our social media accounts, and links to valuable screening related information.

We are also committed to expanding the range of valuable resources available on our site, including a variety of new educational materials designed to support your learning journey. These improvements are aimed at enhancing the overall educational experience for the eye screening community.

By providing a more user-friendly and resource-rich website, we hope to better complement the training and insights delivered during our new one-day conferences.

Stay tuned for more updates as we work on this exciting project!

GOOD  
things  
ARE  
COMING



# UPDATED ROLES

## MARZENA ZOLADZ

Primary Care and Stakeholder  
Engagement Manager  
South East London DESP  
Social Media Co-ordinator



## LISA RICHARDSON

Screener/Grader  
HIOW DESP  
Speaker Co-ordinator



## ANANDITHA GOPAN

Trainee Retinal Screener Grader  
South East London DESP  
Speaker Co-ordinator



## SIMON WHITE

Programme Manager  
South Tees DESP  
Trade Assistant Co-ordinator



## KAREN RIGBY

Screener/Grader  
South Tees DESP  
Administration Certificate  
Co-ordinator



## ALI ASKARI


Programme Manager  
North Central London DESP  
Council Member



Coming Soon!

Get to know our newest members, and  
our longer serving members on our  
newly updated website!





# BARS 2025

23<sup>rd</sup> ANNUAL CONFERENCE

*Birmingham*

Friday 19th September

Holiday Inn

Birmingham City Centre

B5 4EW

**TICKETS NOW AVAILABLE!**

BUY NOW



## *Line Up*

Keynote Speaker

Professor Sarita Jacob, Consultant Ophthalmologist  
New Treatments for Diabetic Retinopathy

Diabetes UK Together Type 1 Panel

Young Diabetes UK Leaders (aged 16–25) share their lived experiences of managing type 1 diabetes and their perspectives on eye care and screening.

Operational and Clinical Implementation of OCT in Diabetic Eye Screening and the Challenges

Ali Askari, North Central London DESP Programme Manager  
Dr. Susanne Althausen, NCL DESP Clinical Lead

Vitrectomy Case Studies

Mr Arijit Mitra, Consultant Ophthalmologist & VR Surgery Specialist

Latest NHS England Updates

Kate Jordan, Head of AAA & DES Screening – Operations

Concordia Study & Non-Caucasian Trial

Professor Peter Scanlon, Clinical Director, NHS DESP

🏆 Poster Competition

1st Prizes 1st 🏆 £300, 2nd 🏆 £150, 3rd 🏆 £50

Closing date for submission August 29th 2025.



🔗 Click for entry form or visit [www.eyescreening.org.uk](http://www.eyescreening.org.uk)

🧠 Your choice of one workshop (NHSE OR OCT – limited spaces!)

🍹 Followed by drinks & canapé reception

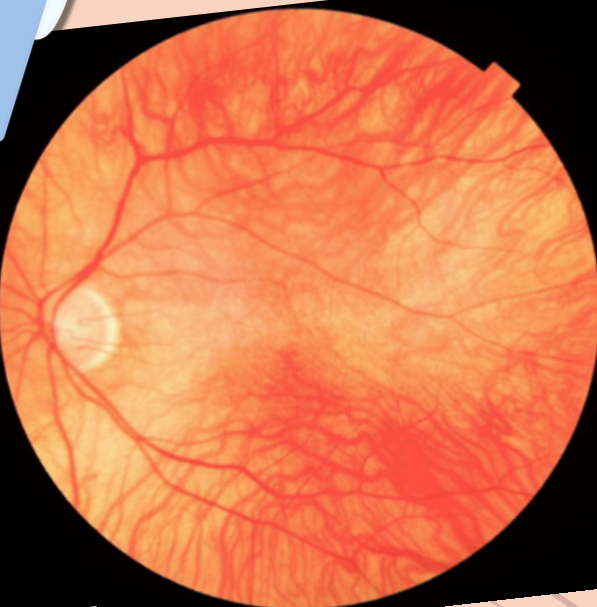
[www.eyescreening.org.uk](http://www.eyescreening.org.uk)

# CASE STUDY

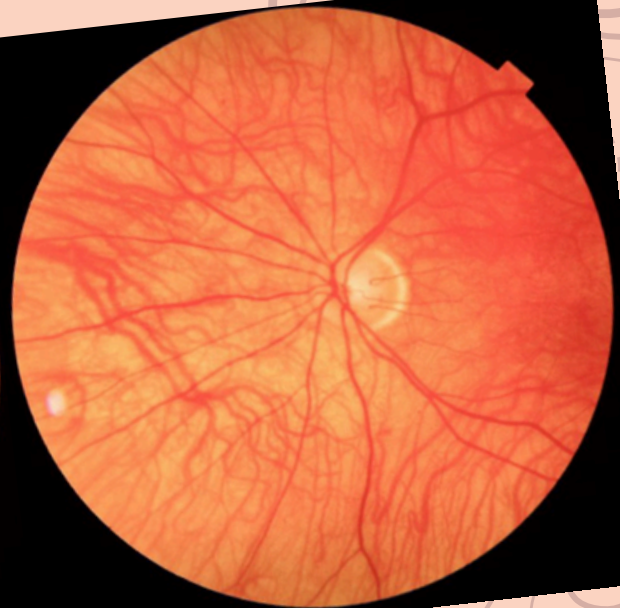
This volume of The BARS Chronicle will see the introduction of a new feature; case studies. As with our 'interesting images' feature we hope this will be of educational interest!

- 30 yr old
- Type 1 diabetes
- Attended the surveillance clinic in DESP
- Vision was 6/12 in both eyes

Right Eye

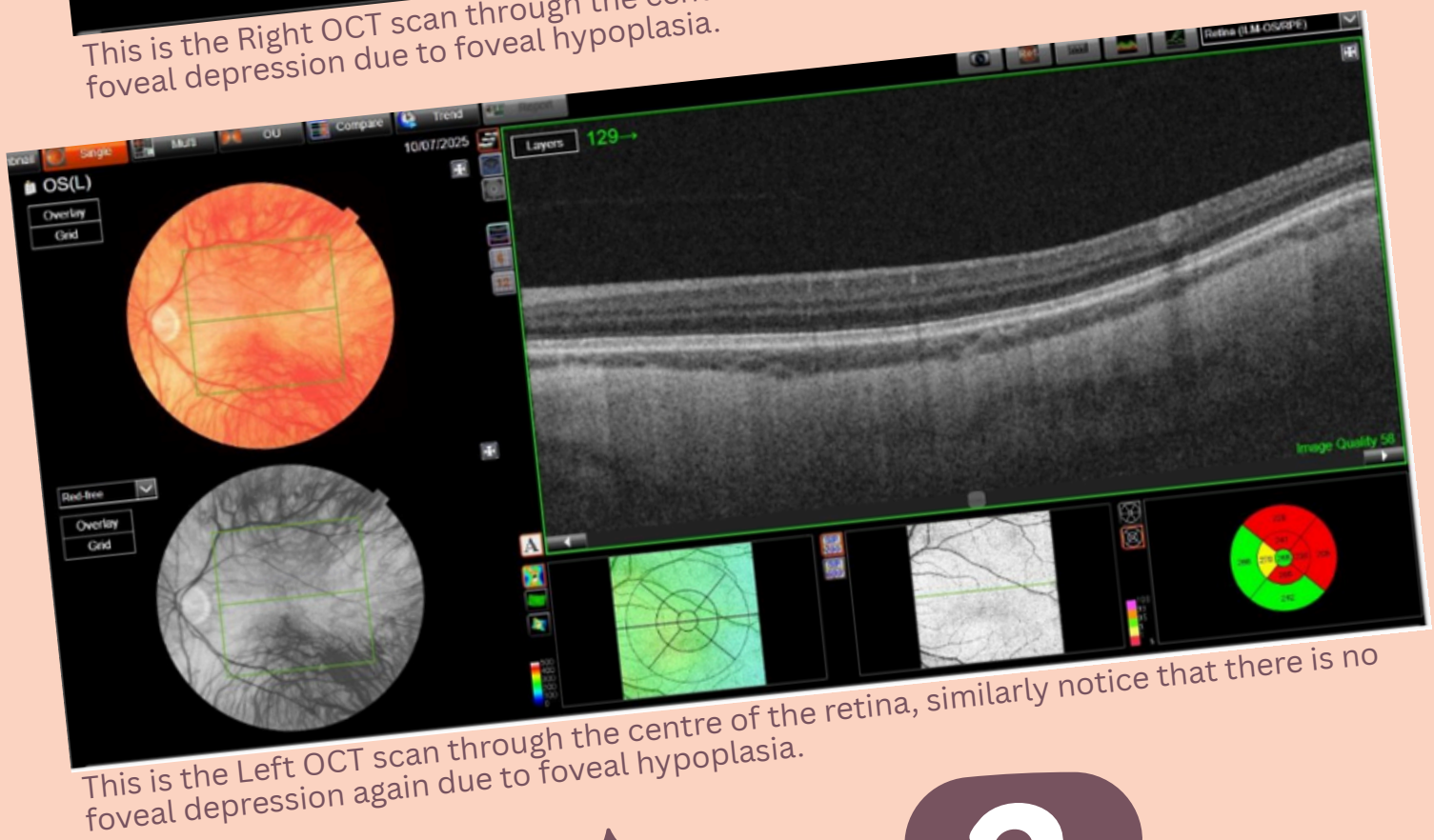
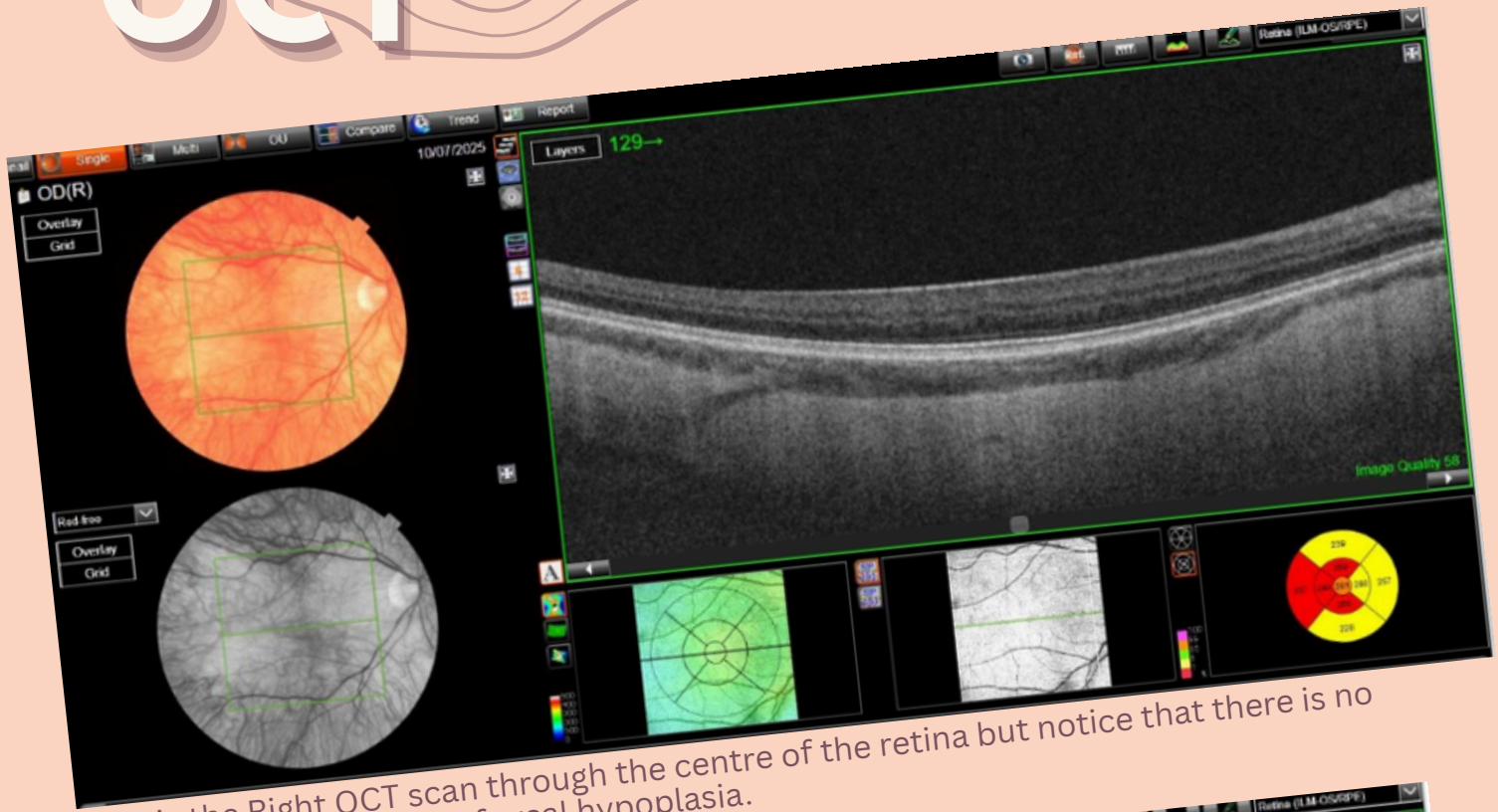


Left Eye





# OCT



Case study provided by  
South East London DESP  
Images taken by **Jasmine  
Lyall - Surveillance  
Practitioner**



# CASE STUDY OCULOCUTANEOUS ALBINISM



This is a very interesting case where the OCT helps enormously with the diagnosis. This is a case of oculo- cutaneous albinism. Notably the patient had very pale skin and white hair.

Oculocutaneous albinism is an autosomal recessive, genetic condition that affects the pigmentation of the skin, hair, and eyes. Affected individuals typically have very fair skin and white or very blond hair. The genes associated with oculocutaneous albinism are involved in producing a pigment called melanin. The genetic mutations disrupt the ability of cells to produce melanin, which reduces pigmentation in the skin, hair, and eyes. A lack of melanin in the retina leads to the vision problems characteristic of oculocutaneous albinism. Other eye signs include a light coloured iris, nystagmus (rapid involuntary eye movements), a squint (eyes can point in different directions) reduced vision (not corrected by glasses), a light fundus appearance, abnormal crossing of the optic nerve fibres at the chiasm in the brain and increased sensitivity to light (photophobia).

The fundus images, show pale fundi with hypopigmentation and prominent choroidal vessels in both eyes.

The OCT shows very characteristically, a loss of the foveal contour or foveal hypoplasia in both eyes.

This appearance can then lead to the appropriate genetic testing to confirm the diagnosis of oculocutaneous albinism.

For more information on albinism [click this link](#) or search Albinism – NHS.

Click the link for an interesting article where the OCT helped to make the diagnosis '[The Role of Optical Coherence Tomography in an Atypical Case of Oculocutaneous Albinism: A Case Report - PMC](#)'.



# Thank you

TO OUR SPONSORS...

